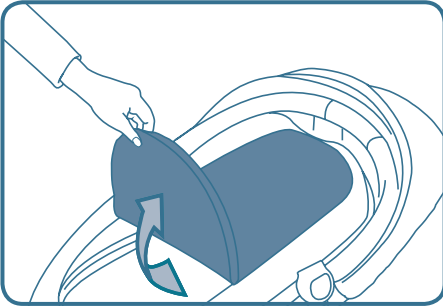
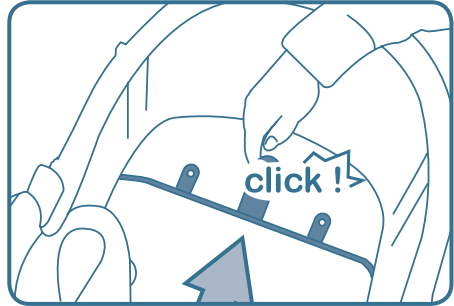


## CARRY COT ASSEMBLY

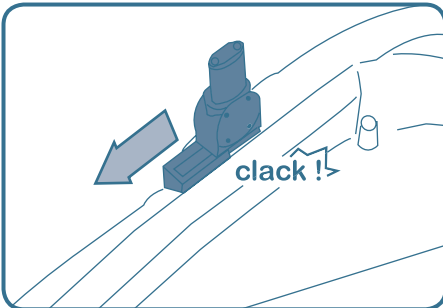
- ⚠ **WARNING:** The Double Trouble carry cot is suitable for a child who is not mobile and therefore cannot sit unaided, roll over and cannot push itself up on it's hands and knees.
- ⚠ **WARNING:** Maximum weight of the child is 9kg (approximately 6 months)
- ⚠ **WARNING:** Never use a mattress thicker than 30mm.



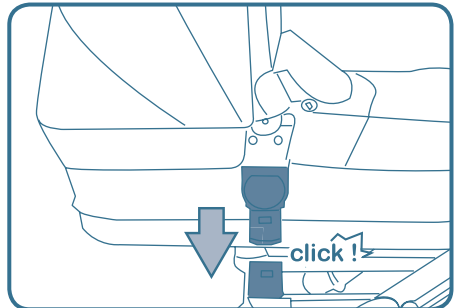
To erect the carry cot, remove the carry cot mattress and liner to access the base board.



Pull the frame wires out until the frame clips into place. Replace the mattress.



Fit the carry cot adapters to each side of the carry cot body as shown. Slide in the adapters until they click.



Lower the carry cot onto the main locking hubs ensuring both side locking mechanisms click into place.

**WARNING:** Check that the attachment devices are correctly engage before use.